



complete sign system

e-mail  
here

[signs@signhereaustralia.com.au](mailto:signs@signhereaustralia.com.au)

mail  
here

P.O Box 612  
Cowra NSW 2794

phone  
here

0413 525 225





# Vehicle Management



NP



NPL



NPR



NPLR



NS



NSL



NSR



NSLR



NPWB



CWB



VP



VPU



VPL



VPR



VPLR

SIZE; 450 X 230 mm  
COST; \$35.00 ea.  
SIZE; 210 X 300 mm  
COST; \$30.00 ea.  
SIZE; 300 X 450 mm  
COST; \$45.00 ea  
SIZE; 450 X 600 mm  
COST; \$55.00 ea  
SIZE; 800 x 1000 mm  
COST; \$130.00ea  
Prices Exclude  
GST & Postage





# Vehicle Management



KC



NPD



NP24



NPDN



DIS



NPDIS



NSA



NSEV



P



PL



PR



PLR



RPL



RPR



RPLR

SIZE; 450 X 230 mm  
COST; \$35.00 ea.

SIZE; 210 X 300 mm  
COST; \$30.00 ea.

SIZE; 300 X 450 mm  
COST; \$45.00 ea

SIZE; 450 X 600 mm  
COST; \$55.00 ea

SIZE; 800 x 1000 mm  
COST; \$130.00ea

Prices Exclude  
GST & Postage





# Vehicle Management



5K



10K



5KS



CWC



RPO



RVO



VPO



CC



WFC



PED



SZ



Sz2



NG



NDG

SIZE; 450 X 230 mm  
COST; \$35.00 ea.  
SIZE; 210 X 300 mm  
COST; \$30.00 ea.  
SIZE; 300 X 450 mm  
COST; \$45.00 ea  
SIZE; 450 X 600 mm  
COST; \$55.00 ea  
SIZE; 800 x 1000 mm  
COST; \$130.00ea  
Prices Exclude  
GST & Postage





# Vehicle Management



EN



NEN



ENO



ST2



EX



NEX



EXO




ST3



SNEX



SNEN



STOP



P3



NP3



P4

SIZE; 450 X 230 mm  
COST; \$35.00 ea.

SIZE; 210 X 300 mm  
COST; \$30.00 ea.

SIZE; 300 X 450 mm  
COST; \$45.00 ea

SIZE; 450 X 600 mm  
COST; \$55.00 ea

SIZE; 800 x 1000 mm  
COST; \$130.00ea


Prices Exclude  
GST & Postage







# Vehicle Management



VM1



VM2



VM3



VM4



VM5



VM6



VM7



VM8



VM9



V10



V11

SIZE; 450 X 230 mm  
COST; \$35.00 ea.

SIZE; 210 X 300 mm  
COST; \$30.00 ea.

SIZE; 300 X 450 mm  
COST; \$45.00 ea

SIZE; 450 X 600 mm  
COST; \$55.00 ea

SIZE; 800 x 1000 mm  
COST; \$130.00ea

Prices Exclude  
GST & Postage





# Vehicle Management



TA



CSH



SH5



RPT



1W



KL



NPA



Vm10

SIZE; 450 X 230 mm COST; \$35.00 ea.	SIZE; 210 X 300 mm COST; \$30.00 ea.	SIZE; 300 X 450 mm COST; \$45.00 ea.	SIZE; 450 X 600 mm COST; \$55.00 ea.	SIZE; 800 x 1000 mm COST; \$130.00ea	Prices Exclude GST & Postage
---	---	---	---	---	---------------------------------------



RE



RX



RMH

SIZE; 1000 X 200 mm COST; \$70.00 ea.	SIZE; 1200 X 200 mm COST; \$80.00 ea.	SIZE; 1200 X 250 mm COST; \$90.00 ea.	SIZE; 1500 X 250 mm COST; \$100.00 ea.	SIZE; 1500 x 300 mm COST; \$110.00ea	Prices Exclude GST & Postage
--	--	--	---	---	---------------------------------------



Prices  
Exclude  
GST &  
Postage



# Lifestyle



SIZE; 800 X 1000 mm ONLY



SO1



SO2



SO3



SO4



SO5



SO6



SO7



SO8



SO9



SO10



SO11

SIZE; 450 X 230 mm  
COST; \$35.00 ea.

SIZE; 210 X 300 mm  
COST; \$30.00 ea.

SIZE; 300 X 450 mm  
COST; \$45.00 ea

SIZE; 450 X 600 mm  
COST; \$55.00 ea

SIZE; 800 x 1000 mm  
COST; \$130.00ea

Prices Exclude  
GST & Postage

sign  
here

sign  
here

sign  
here

sign  
here

sign  
here

sign  
here

sign  
here

sign  
here

sign  
here

sign  
here

sign  
here

sign  
here

sign  
here

sign  
here

# Lifestyle



PP1



PP2



NP2



CLE



RC1



DU



DU2



NP1



BIN



APP



LSM



DL1

SIZE; 450 X 230 mm  
COST; \$35.00 ea.

SIZE; 210 X 300 mm  
COST; \$30.00 ea.

SIZE; 300 X 450 mm  
COST; \$45.00 ea

SIZE; 450 X 600 mm  
COST; \$55.00 ea

SIZE; 800 x 1000 mm  
COST; \$130.00ea

Prices Exclude  
GST & Postage

# Refuse & Recycling



RU1



RU2




RU3



RU4



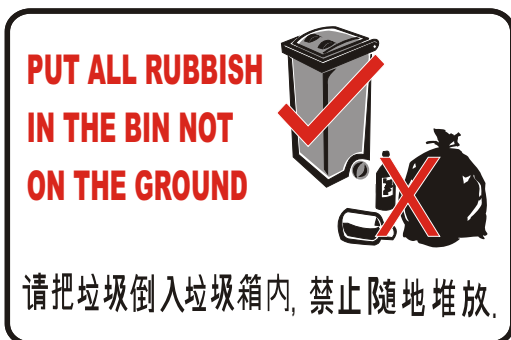
RU5



RU6

SIZE; 450 X 230 mm
COST; \$35.00 ea.
SIZE; 210 X 300 mm
COST; \$30.00 ea.
SIZE; 300 X 450 mm
COST; \$45.00 ea
SIZE; 450 X 600 mm
COST; \$55.00 ea
SIZE; 800 x 1000 mm
COST; \$130.00ea
Prices Exclude GST & Postage

## CHINESE LANGUAGE



C1



C2



C3



C4



# Refuse & Recycling



RU7



RU8



RU9



RU10



RU11



RU12

Specify colour of bin when ordering



RU13

SIZE; 450 X 230 mm  
COST; \$35.00 ea.

SIZE; 210 X 300 mm  
COST; \$30.00 ea.

SIZE; 300 X 450 mm  
COST; \$45.00 ea

SIZE; 450 X 600 mm  
COST; \$55.00 ea

SIZE; 800 x 1000 mm  
COST; \$130.00ea

Prices Exclude  
GST & Postage

sign  
here

sign  
here

sign  
here

sign  
here

sign  
here

sign  
here

sign  
here

sign  
here

sign  
here

sign  
here

sign  
here

sign  
here

sign  
here

sign  
here

# Fire Safety



F1

F2



F3



F4



F5



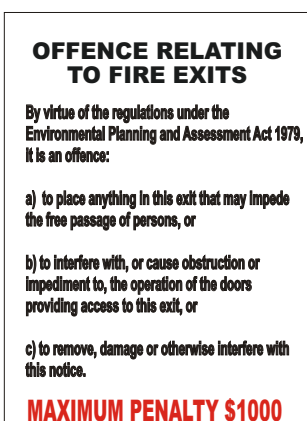
F6



F7



F8



F9



F10



# Miscellaneous



**Please Lock  
the Door**

B1

**Please  
Don't slam  
the Door**

B2

**Please Close  
the Door**

B3

**No  
Smoking**

B4

**No Junk  
Mail**

B5



B6

**Units  
X-X**

B7

**Block  
C | Units  
X-X**

B8

**ELECTRICAL  
ROOM**

B9

**Garbage  
Room**

B10

**Meter  
Room**

B11

**Toilet**

B12

**Storage  
Room**

B13

**Entrance**  


B14

**OFFICE**

B15

**Watch  
the step**

B16

**Fire  
stairs**

B17

**Stairs**

B18

SIZE; 300 X 150 mm  
COST; \$20.00 ea

Prices Exclude  
GST & Postage

For fonts available  
please look in custom  
section at the end  
of this brochure

# Odelle Court

B19 (Example only)

SIZE; 210 X 300 mm COST; \$30.00 ea.	SIZE; 450 X 230 mm COST; \$35.00 ea.	SIZE; 300 X 450 mm COST; \$45.00 ea.	SIZE; 450 X 600 mm COST; \$55.00 ea.	SIZE; 800 x 1000 mm COST; \$130.00ea
---	---	---	---	---

Prices  
Exclude  
GST &  
Postage

sign  
here

sign  
here

sign  
here

sign  
here

sign  
here

sign  
here

sign  
here

sign  
here

sign  
here

sign  
here

sign  
here

sign  
here

sign  
here

sign  
here



# O H & S



O1



O2



O3



O4



O5



O6



O7



O8



O9



O10



O11



O12



O13



O14



SIZE; 210 X 300 mm COST; \$30.00 ea.	SIZE; 450 X 230 mm COST; \$35.00 ea.	SIZE; 300 X 450 mm COST; \$45.00 ea.	SIZE; 450 X 600 mm COST; \$55.00 ea.	SIZE; 800 x 1000 mm COST; \$130.00ea	Prices Exclude GST & Postage
---	---	---	---	---	---------------------------------------

# O H & S



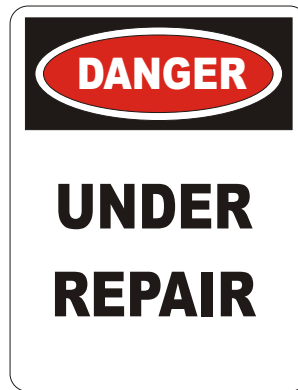
O15



O16



O17



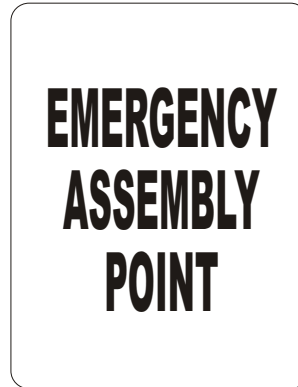
O18



O19



O20



O21



O22



O23



O24



O25



O26



O27



O28



O29



O30



SIZE; 210 X 300 mm COST; \$30.00 ea.	SIZE; 450 X 230 mm COST; \$35.00 ea.	SIZE; 300 X 450 mm COST; \$45.00 ea.	SIZE; 450 X 600 mm COST; \$55.00 ea.	SIZE; 800 x 1000 mm COST; \$130.00ea	Prices Exclude GST & Postage
---	---	---	---	---	---------------------------------------

# Motels & Caravan Parks

**VACANCY**

**REPORT TO  
OFFICE  
ON  
ARRIVAL**

M1



**REPORT  
TO  
OFFICE**

M2

**AMENITIES  
BLOCK  
CLOSED FOR  
CLEANING**

M3



**NO PETS  
ALLOWED**

M4



**PETS  
WELCOME**

M5

**NO  
CAMPING  
IN THIS  
AREA**

M6

**PLEASE  
DO NOT  
FEED  
THE  
WILDLIFE**

M7

**CABINS**



M8

**CABINS**



M9

**CAMPING  
AREA**



M10

**POWERED  
SITES**



M11

**POWERED  
SITES**



M12

**CAMPING  
AREA**



M13

sign  
here

sign  
here

sign  
here

sign  
here

sign  
here

sign  
here

sign  
here

sign  
here

sign  
here

sign  
here

sign  
here

sign  
here

sign  
here

sign  
here

SIZE; 210 X 300 mm  
COST; \$30.00 ea.

SIZE; 450 X 230 mm  
COST; \$35.00 ea.

SIZE; 300 X 450 mm  
COST; \$45.00 ea

SIZE; 450 X 600 mm  
COST; \$55.00 ea

SIZE; 800 x 1000 mm  
COST; \$130.00ea

Prices  
Exclude  
GST &  
Postage

# Motels & Caravan Parks

**NO VACANCY**

**PLEASE  
DISPOSE  
OF LIQUID  
WASTE  
HERE**

M14

**THESE  
FACILITIES  
ARE FOR  
THE USE OF  
GUESTS ONLY**

M15

**PLEASE  
CLEAN  
AFTER  
USE**

M16

**KEEP  
OUT  
STAFF  
ONLY**

M17

**PRIVATE  
RESIDENCE  
KEEP  
OUT**

M18

**OFFICE  
HOURS  
6am - 10pm**

YOU CAN  
CHANGE HOURS

M19

**AFTER HOURS  
SERVICE  
RING  
BELL**

M20

**STAFF  
PARKING  
ONLY**

M21

**PRIVATE  
ROAD  
KEEP  
OUT**

M22

**GUESTS  
ONLY  
PAST  
THIS  
POINT**

M23

**DRIVE SLOWLY  
WATCH FOR  
CHILDREN**



M24

**DO NOT  
LEAVE  
VALUABLES  
IN CARS**

M25

**GUESTS  
PLAYGROUND**



M26

**DRIVE  
AT  
WALKING  
PACE**

M27

**THIS AREA  
FOR BUS &  
COACH  
PARKING  
ONLY**

M28

**THIS  
AREA  
CLOSED  
FOR  
CLEANING**

M29

sign  
here

sign  
here

sign  
here

sign  
here

sign  
here

sign  
here

sign  
here

sign  
here

sign  
here

sign  
here

sign  
here

sign  
here

sign  
here

sign  
here

SIZE; 210 X 300 mm  
COST; \$30.00 ea.

SIZE; 450 X 230 mm  
COST; \$35.00 ea.

SIZE; 300 X 450 mm  
COST; \$45.00 ea

SIZE; 450 X 600 mm  
COST; \$55.00 ea

SIZE; 800 x 1000 mm  
COST; \$130.00ea

Prices  
Exclude  
GST &  
Postage

# Motels & Caravan Parks

**NO VACANCY**

**RECEPTION  
& ENQUIRIES**



M30

**RECEPTION  
& ENQUIRIES**



M31

**BBQ AREA**  
**PLEASE  
CLEAN  
AFTER  
USE**

M32

**CAMP  
KITCHEN**  
**PLEASE  
CLEAN  
AFTER  
USE**

M33

**STAIRS**



M34

**STAIRS**



M35

**LIFT**



M36

**LIFT**



M37

**BEACH  
ACCESS**



M38

**BEACH  
ACCESS**



M39

**PARKING  
AREA**



M40

**PARKING  
AREA**



M41

**POOL**



M42

**POOL**



M43

**AFTER  
HOURS  
KEY  
DROP OFF**

M44

**STAFF ONLY  
PAST THIS  
POINT**

M45

sign  
here

sign  
here

sign  
here

sign  
here

sign  
here

sign  
here

sign  
here

sign  
here

sign  
here

sign  
here

sign  
here

sign  
here

sign  
here

sign  
here

SIZE; 210 X 300 mm  
COST; \$30.00 ea.

SIZE; 450 X 230 mm  
COST; \$35.00 ea.

SIZE; 300 X 450 mm  
COST; \$45.00 ea

SIZE; 450 X 600 mm  
COST; \$55.00 ea

SIZE; 800 x 1000 mm  
COST; \$130.00ea

Prices  
Exclude  
GST &  
Postage



# Pool & Gym

## Pool Area

---

**POOL HOURS**  
8.00am-8.00pm

---

Running  
Diving  
Bombing  
Glass  
Alcohol

---

**All children must be supervised by an ADULT**

PO1

Please shower  
before  
entering pool

PO2

Please shower  
before  
entering spa

PO3

Running  
Diving  
Bombing  
Glass  
Alcohol

---

**IN POOL AREA**

P12

**These facilities**  
are for the use of  
**RESIDENTS ONLY**

P13

SIZE; 800 X 1000 mm ONLY

**NO  
SMOKING**

P04

**MALE  
TOILETS**

P05

**DEPTH  
X.X M**

P06

**NO  
DIVING**

P07

**POOL**

P08

**FEMALE  
TOILETS**

P09

**SAUNA**

P10

**SPA**

P11

**SLIPPERY  
WHEN WET**

SWW

**CAUTION**

**SLIPPERY  
WHEN WET**

P16

SIZE; 450 X 230 mm  
COST; \$35.00 ea.  
SIZE; 210 X 300 mm  
COST; \$30.00 ea.  
SIZE; 300 X 450 mm  
COST; \$45.00 ea  
SIZE; 450 X 600 mm  
COST; \$55.00 ea  
SIZE; 800 x 1000 mm  
COST; \$130.00ea

Prices  
Exclude  
GST &  
Postage

sign  
here

sign  
here

sign  
here

sign  
here

sign  
here

sign  
here

sign  
here

sign  
here

sign  
here

sign  
here

sign  
here

sign  
here

sign  
here

sign  
here





# Pool & Gym



P14



P15



P16



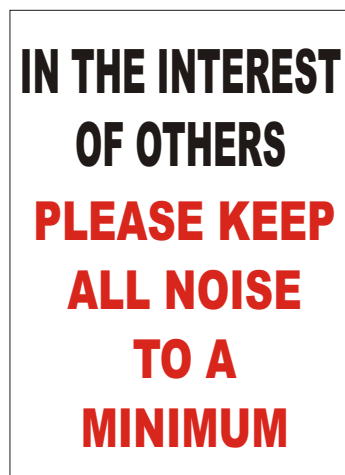
P19 ( not available in 210 x 300 or 300 x 450 )



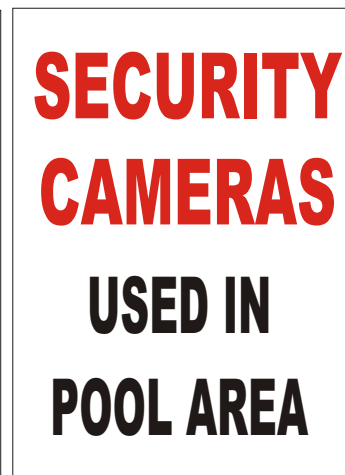
P17



P18



PG1



PG2



SIZE; 450 X 230 mm  
COST; \$35.00 ea.  
SIZE; 210 X 300 mm  
COST; \$30.00 ea.  
SIZE; 300 X 450 mm  
COST; \$45.00 ea  
SIZE; 450 X 600 mm  
COST; \$55.00 ea  
SIZE; 800 x 1000 mm  
COST; \$130.00ea

Prices Exclude  
GST & Postage



# Pool & Gym

## POOL RULES

Hours 8.00 am - 9.00 pm

**CHILDREN MUST BE SUPERVISED**

**BY AN ADULT AT ALL TIMES**

NO FOOD  
OR DRINK

NO  
GLASS

NO  
RUNNING

NO  
DIVING



**Please keep all noise**

**to a minimum**

**Offenders will be removed  
from pool area**

P20

## Tennis Court

Hours 8.00 am - 9.00 pm

**CHILDREN MUST BE SUPERVISED**

**BY AN ADULT AT ALL TIMES**

NO FOOD  
OR DRINK

NO  
GLASS

NO  
THONGS



**DRESS  
CODE**

NO DARK SOLED SHOES

NO THONGS OR OPEN SHOES

SHIRTS MUST BE WORN AT ALL TIMES

**Offenders will be removed  
from tennis courts**

P21

ONLY  
AVAILABLE  
IN

SIZE; 450 X 600 mm


SIZE; 800 x 1000 mm

**PLEASE KEEP  
THIS AREA TIDY**

**Take all rubbish  
with you  
when you leave**

P22

**PUT ALL RUBBISH  
IN THE BIN**



P23

**WATCH YOUR  
BELONGINGS**

**No responsibility  
will be taken  
for lost or stolen  
property**

P24

**PLEASE  
SHOWER  
BEFORE  
ENTERING  
POOL  
OR SPA**



P25



**SLIPPERY  
AREA**

P26

**THINK  
TIDY**

**HELP TO  
KEEP  
THIS AREA  
NEAT  
AND TIDY**

P27

SIZE; 450 X 230 mm  
COST; \$35.00 ea.

SIZE; 210 X 300 mm  
COST; \$30.00 ea.

SIZE; 300 X 450 mm  
COST; \$45.00 ea

SIZE; 450 X 600 mm  
COST; \$55.00 ea

SIZE; 800 x 1000 mm  
COST; \$130.00ea

Prices Exclude  
GST & Postage

sign  
here

sign  
here

sign  
here

sign  
here

sign  
here

sign  
here

sign  
here

sign  
here

sign  
here

sign  
here

sign  
here

sign  
here

sign  
here

sign  
here



# Security



SS1



SS2



SS3



SS4



SS5



SS6



SS7



SS8



SS9



SIZE; 210 X 300 mm	SIZE; 450 X 230 mm	SIZE; 300 X 450 mm	SIZE; 450 X 600 mm	SIZE; 800 x 1000 mm
COST; \$30.00 ea.	COST; \$35.00 ea.	COST; \$45.00 ea	COST; \$55.00 ea	COST; \$130.00ea

Prices  
Exclude  
GST &  
Postage



# Custom Signs

Please use this section if you can't find exactly what you're looking for.

You will be able to choose sign size & colour, text colour & style, plus any clip art that you would like from our library.

If your not sure, tell us what you want the sign to say, & leave the rest to us. We'll choose a layout & colours for you. We can even fax you a copy for your approval.

## THINGS TO KEEP IN MIND...

Please avoid filling the sign with too much wording. Signs are more effective with less on them.

If you wish to keep the cost down choose one of the recommended sign sizes in white & limit text to one or two colours.

You can make signs stand out by using...

coloured panels      eg.

**WARNING**

Underlining

**WARNING**

Underlining top & bottom

**WARNING**

sign  
here

sign  
here

sign  
here

sign  
here

sign  
here

sign  
here

sign  
here

sign  
here

sign  
here

sign  
here

sign  
here

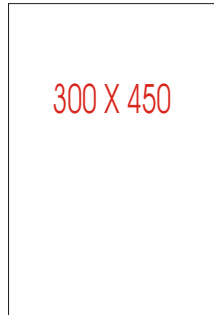
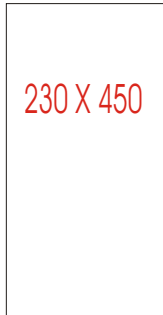
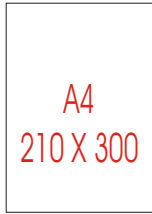
sign  
here

sign  
here

sign  
here



# Custom Signs



Recommended sign sizes...

Recommended fonts...

Abcdef (f1)

**Abcdef** (f2)

**Abcdef** (f3)

**Abcdef** (f4)

Abcdef (f5)

Abcdef (f6)

**ABCDEF** (f7)

**Abcdef** (f8)

**Abcdef** (f9)

Abcdef (f10)

We can match existing fonts if you can send us a sample.

## COLOUR CHOICES..

Signs; Black, White, Blue Red& Green.

Other colours available on request- extra costs apply

Text; Black, White, Blue, Red,  
Yellow, Cream.

Other colours available on request- extra costs apply

sign  
here

sign  
here

sign  
here

sign  
here

sign  
here

sign  
here

sign  
here

sign  
here

sign  
here

sign  
here

sign  
here

sign  
here

sign  
here

sign  
here

# Custom Signs

If you require clip art for your signs, please choose from the library below.



C1



C2



C3



C4



C5



C6



C7



C8



C9



C10



C11



C12



C13



C14



C15



C16



C17



C18



C19



C20



C21



C22



C23



C24



C25



C26



C27



C28



C29



C30



C31



C33



C34



C35



C36



C37



C38

sign here

sign here

sign here

sign here

sign here

sign here

sign here

sign here

sign here

sign here

sign here

sign here

sign here

sign here





Print this form  
to place an order

## Quick Service Order Form

### ORDERED BY:

Strata Plan # \_\_\_\_\_ Order # \_\_\_\_\_

Company: \_\_\_\_\_

Attn.: \_\_\_\_\_

Address: \_\_\_\_\_

City: \_\_\_\_\_, State: \_\_\_\_\_, Postcode: \_\_\_\_\_

Deliver To: If different from "ordered by."

Company / Strata Plan: \_\_\_\_\_

Attn.: \_\_\_\_\_

Address: \_\_\_\_\_

City: \_\_\_\_\_, State: \_\_\_\_\_, Postcode: \_\_\_\_\_

☐ Please supply quote only. ( Tick )

QUANTITY	CODE #	ITEM COST	TOTAL COST

Please allow 10  
working days  
for delivery.  
Custom orders  
may take longer.

**for custom  
signs see  
below**

Sub Total  
Add 10% GST  
TOTAL


Please use the area below if you require custom made signs.(extra charges)  
If there is not enough room please send any details on a separate piece of paper.  
If you want us to make some choices for you, just put a ? in the appropriate box(es).

### SIGN ONE

Size: \_\_\_\_\_ mm  
\_\_\_\_\_ mm  
Sign Colour \_\_\_\_\_

Font 1 \_\_\_\_\_  
Colour \_\_\_\_\_  
Font 2 \_\_\_\_\_  
Colour \_\_\_\_\_

Clip Art \_\_\_\_\_  
\_\_\_\_\_

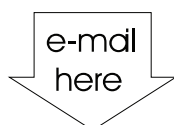
Please use this area to supply wording or, draw a rough layout of the sign.


### SIGN TWO

Size: \_\_\_\_\_ mm  
\_\_\_\_\_ mm  
Sign Colour \_\_\_\_\_

Font 1 \_\_\_\_\_  
Colour \_\_\_\_\_  
Font 2 \_\_\_\_\_  
Colour \_\_\_\_\_

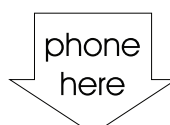
Clip Art \_\_\_\_\_  
\_\_\_\_\_



signs@signhereaustralia.com.au



P.O Box 612  
Cowra NSW 2794



0413 525 225